





RESULTS:Cross Country - WOMEN

AZS Łódź

Pos.	Bib	Competitor	Country	Time	Diff.	Laps		
1	88	BOBOCEL ANCUTA	 ROU	00:15:48		0:04:58 / 1	0:10:24 / 1	0:15:48 / 1
2	160	ROCHA CARLA SALOME	 POR	00:15:54	+00:00:06	0:05:00 / 3	0:10:28 / 3	0:15:54 / 2
3	87	BIRCA ROXANA	 ROU	00:15:56	+00:00:08	0:04:59 / 2	0:10:24 / 2	0:15:56 / 3
4	145	STEWART EMILY ROSE	 GBR	00:16:05	+00:00:17	0:05:03 / 6	0:10:33 / 4	0:16:05 / 4
5	3	BETTICHE AMINA	 ALG	00:16:08	+00:00:20	0:05:00 / 4	0:10:33 / 5	0:16:08 / 5
6	125	IKEDA MUTSUMI	 JPN	00:16:10	+00:00:22	0:05:01 / 5	0:10:35 / 6	0:16:10 / 6
7	124	SUZUKI AYUKO	 JPN	00:16:15	+00:00:27	0:05:08 / 10	0:10:39 / 7	0:16:15 / 7
8	126	TAMURA TOSHIKA	 JPN	00:16:19	+00:00:31	0:05:06 / 9	0:10:44 / 9	0:16:19 / 8
9	27	JEWETT TAMARA	 CAN	00:16:24	+00:00:36	0:05:06 / 8	0:10:41 / 8	0:16:24 / 9
10	128	TAKAKI AYAME	 JPN	00:16:25	+00:00:37	0:05:09 / 13	0:10:45 / 11	0:16:25 / 10
11	100	KOWALSKA KATARZYNA	 POL	00:16:33	+00:00:45	0:05:06 / 7	0:10:45 / 10	0:16:33 / 11
12	117	JIN LINGLING	 CHN	00:16:38	+00:00:50	0:05:12 / 16	0:10:53 / 12	0:16:38 / 12
13	173	LUGUEROS DIAZ NURIA	 ESP	00:16:39	+00:00:51	0:05:14 / 24	0:10:58 / 20	0:16:39 / 13
14	92	BEHNKE ANTONINA	 POL	00:16:43	+00:00:55	0:05:12 / 15	0:10:57 / 18	0:16:43 / 14
15	28	THOMPSON CARISE	 CAN	00:16:43	+00:00:55	0:05:15 / 29	0:11:04 / 26	0:16:43 / 15
16	127	KURUSU AZUSA	 JPN	00:16:44	+00:00:56	0:05:14 / 19	0:10:53 / 13	0:16:44 / 16
17	175	PEREIRA DA PONTE SOLANGE ANDREIA	 ESP	00:16:45	+00:00:57	0:05:09 / 12	0:10:57 / 17	0:16:45 / 17

Pos.	Bib	Competitor	Country	Time	Diff.	Laps		
18	12	GERAGHTY	 AUS	00:16:46	+00:00:58	0:05:18 / 33	0:11:02 / 24	0:16:46 / 18
19	89	DANCI	 ROU	00:16:49	+00:01:01	0:05:08 / 11	0:10:55 / 14	0:16:49 / 19
20	101	LISOWSKA	 POL	00:16:51	+00:01:03	0:05:13 / 18	0:11:02 / 23	0:16:51 / 20
21	104	LIZIWE	 RSA	00:16:53	+00:01:05	0:05:10 / 14	0:10:56 / 16	0:16:53 / 21
22	25	CORMIER	 CAN	00:16:53	+00:01:05	0:05:17 / 31	0:11:03 / 25	0:16:53 / 22
23	140	CURRAN	 GBR	00:16:54	+00:01:06	0:05:16 / 30	0:11:02 / 22	0:16:54 / 23
24	177	FUERHOLZ	 SUI	00:16:55	+00:01:07	0:05:24 / 44	0:11:11 / 28	0:16:55 / 24
25	186	BATRAK	 UKR	00:16:57	+00:01:09	0:05:15 / 25	0:10:57 / 19	0:16:57 / 25
26	178	FLUECK	 SUI	00:17:00	+00:01:12	0:05:12 / 17	0:11:00 / 21	0:17:00 / 26
27	172	URBINA GOMEZ	 ESP	00:17:10	+00:01:22	0:05:14 / 21	0:11:10 / 27	0:17:10 / 27
28	136	CLAEYSSENS	 FRA	00:17:13	+00:01:25	0:05:19 / 34	0:11:13 / 30	0:17:13 / 28
29	11	SLOAN	 AUS	00:17:15	+00:01:27	0:05:20 / 37	0:11:18 / 36	0:17:15 / 29
30	93	KOPCIEWSKA	 POL	00:17:17	+00:01:29	0:05:14 / 20	0:11:12 / 29	0:17:17 / 30
31	171	PEREZ GARCIA	 ESP	00:17:19	+00:01:31	0:05:25 / 47	0:11:24 / 37	0:17:19 / 31
32	129	MYLENE	 FRA	00:17:20	+00:01:32	0:05:15 / 28	0:11:15 / 32	0:17:20 / 32
33	90	FRUMUZ	 ROU	00:17:21	+00:01:33	0:05:14 / 22	0:11:17 / 34	0:17:21 / 33
34	2	ALMANI	 ALG	00:17:22	+00:01:34	0:05:22 / 39	0:11:26 / 41	0:17:22 / 34
35	131	PLUMECOCQ	 FRA	00:17:23	+00:01:35	0:05:14 / 23	0:11:16 / 33	0:17:23 / 35
36	194	CARVALHO	 POR	00:17:24	+00:01:36	0:05:25 / 45	0:11:27 / 43	0:17:24 / 36
37	99	TRZASKALSKA	 POL	00:17:24	+00:01:36	0:05:15 / 26	0:11:14 / 31	0:17:24 / 37

Pos.	Bib	Competitor	Country	Time	Diff.	Laps		
38	157	GONCALVES	 POR	00:17:25	+00:01:37	0:05:24 / 43	0:11:26 / 38	0:17:25 / 38
39	5	HALLOUZ	 ALG	00:17:26	+00:01:38	0:05:25 / 46	0:11:26 / 40	0:17:26 / 39
40	13	O'KANE	 AUS	00:17:28	+00:01:40	0:05:27 / 50	0:11:32 / 47	0:17:28 / 40
41	26	FROST	 CAN	00:17:29	+00:01:41	0:05:18 / 32	0:11:18 / 35	0:17:29 / 41
42	137	CHEVILLARD	 FRA	00:17:32	+00:01:44	0:05:20 / 36	0:11:26 / 39	0:17:32 / 42
43	108	MKHIZE	 RSA	00:17:33	+00:01:45	0:05:23 / 41	0:11:27 / 44	0:17:33 / 43
44	158	FERREIRA	 POR	00:17:34	+00:01:46	0:05:23 / 42	0:11:27 / 42	0:17:34 / 44
45	134	LEONJOU	 FRA	00:17:37	+00:01:49	0:05:19 / 35	0:11:29 / 46	0:17:37 / 45
46	14	BEECH	 AUS	00:17:41	+00:01:53	0:05:26 / 48	0:11:28 / 45	0:17:41 / 46
47	184	MIGEL	 UKR	00:17:42	+00:01:54	0:05:15 / 27	0:10:55 / 15	0:17:42 / 47
48	118	FU	 CHN	00:17:50	+00:02:02	0:05:34 / 56	0:11:38 / 48	0:17:50 / 48
49	150	LEUTNER	 AUT	00:17:56	+00:02:08	0:05:32 / 54	0:11:45 / 51	0:17:56 / 49
50	116	LI	 CHN	00:18:02	+00:02:14	0:05:34 / 55	0:11:52 / 53	0:18:02 / 50
51	103	BALOYI	 RSA	00:18:03	+00:02:15	0:05:32 / 52	0:11:44 / 49	0:18:03 / 51
52	114	ZHANG	 CHN	00:18:10	+00:02:22	0:05:34 / 57	0:11:52 / 54	0:18:10 / 52
53	24	BAYS	 CAN	00:18:12	+00:02:24	0:05:26 / 49	0:11:44 / 50	0:18:12 / 53
54	183	SHEVCHENKO	 UKR	00:18:20	+00:02:32	0:05:31 / 51	0:11:56 / 56	0:18:20 / 54
55	23	KREUNDL	 AUT	00:18:22	+00:02:34	0:05:42 / 59	0:12:09 / 58	0:18:22 / 55
56	142	SMALL	 GBR	00:18:24	+00:02:36	0:05:21 / 38	0:11:50 / 52	0:18:24 / 56
57	10	AIT ATMANE	 ALG	00:18:31	+00:02:43	0:05:23 / 40	0:11:54 / 55	0:18:31 / 57

Pos.	Bib	Competitor	Country	Time	Diff.	Laps		
58	9	BAYOU	 ALG	00:19:01	+00:03:13	0:05:32 / 53	0:12:09 / 57	0:19:01 / 58
59	115	TANG	 CHN	00:19:06	+00:03:18	0:05:53 / 60	0:12:34 / 60	0:19:06 / 59
60	107	RAVHANDALALA	 RSA	00:19:28	+00:03:40	0:05:39 / 58	0:12:28 / 59	0:19:28 / 60
	111	USLU	 TUR	DNF				